



Large Diameter Fittings



Stainless Steel Flow Control Equipment for the Food
and Beverage, Dairy, Cosmetics, Biotechnology,
Pharmaceutical and Electronics Processing Industries

Large Diameter Tubing and Fittings



Top Line offers single source service of quality 6 inch tubing and fittings. All major components are shipped promptly from our plant. Special order 8 inch, 10 inch, 12 inch, and other sizes are also available for unique applications. Call us with your inquiries.

Fitting Specifications

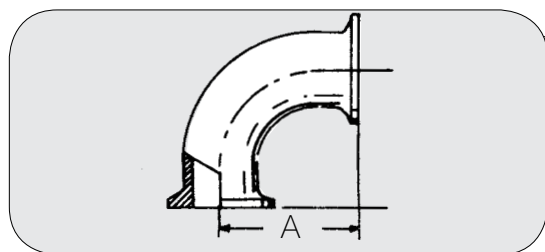
- 304, 304L, 316L
- A269, A774
- Polished, unpolished
- .109" wall thickness (6" & 8")
- .134" wall thickness (10" & 12")
- 6", 8", 10", & 12" O.D.

Tubing Specifications

- 304L, 316L
- A269, A778
- Polished, unpolished
- .109" wall x 20'
- 6", 8", 10", & 12" O.D.

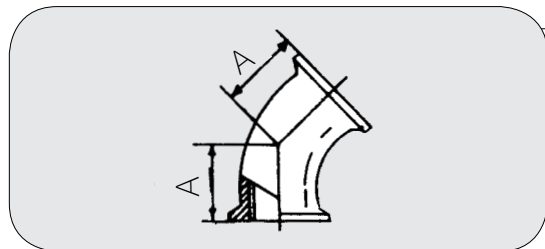
CLAMP TYPE FITTINGS

TOP LINE



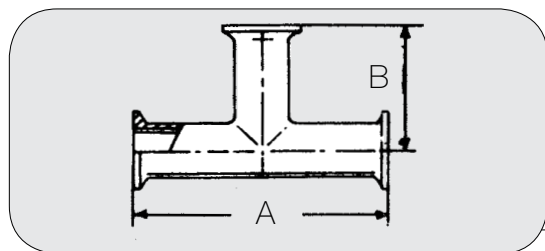
2CMP - 90° ELL

SIZE	A	STOCK NO.
6	9-3/4	32760
8	12-7/8	32780
10	15-7/8	327100
12	19	327120



2KMP - 45° ELL

SIZE	A	STOCK NO.
6	4-1/2	32860
8	5-7/8	32880
10	7-1/8	328100
12	8-1/2	328120

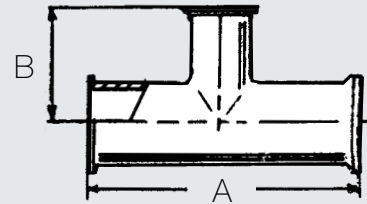


7MP - TEE

SIZE	A	B	STOCK NO.
6	11-1/2	5-3/4	321160
8	15-3/4	7-7/8	321180
10	18-3/4	10-1/4	3211100
12	22	11	3211120

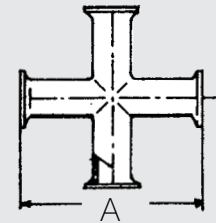
7RMP REDUCING TEE

SIZE	A	B	STOCK NO.
6 X 3	11-1/2	5-1/2	321160R30
6 X 4	11-1/2	5-5/8	321160R40
8 X 3	15-3/4	7-1/2	321180R30
8 X 4	15-3/4	7-5/8	321180R40
8 X 6	15-3/4	7-3/4	321180R60
10 X 3	18-3/4	9	3211100R30
10 X 4	18-3/4	9-1/8	3211100R40
10 X 6	18-3/4	9-1/4	3211100R60
10 X 8	18-3/4	9-3/8	3211100R80
12 X 3	22	10-1/2	3211120R30
12 X 4	22	10-5/8	3211120R40
12 X 6	22	10-3/4	3211120R60
12 X 8	22	10-7/8	3211120R80
12 X 10	22	10-7/8	3211120R100



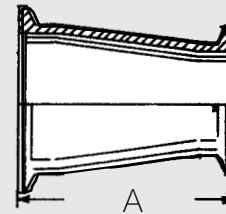
9MP CROSS

SIZE	A	STOCK NO.
6	11-1/2	3210160
8	15-3/4	3210180
10	18-3/4	32101100
12	22	32101120



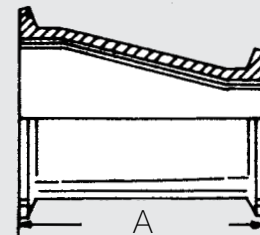
31-14MP CONCENTRIC REDUCER

SIZE	A	STOCK NO.
6 X 3	7-1/2	328460
6 X 4	5-1/2	328460A
8 X 3	7-3/8	328480
8 X 4	7-1/2	328480A
8 X 6	7-5/8	328480B
10 X 6	8-3/4	3284100
10 X 8	8-3/4	3284100A
12 X 8	9-7/8	3284120
12 X 10	9-7/8	3284120A



32-14MP ECCENTRIC REDUCER

SIZE	A	STOCK NO.
6 X 3	7-1/2	328560
6 X 4	5-1/2	328560A
8 X 3	7-3/8	328580
8 X 4	7-1/2	328580A
8 X 6	7-5/8	328580B
10 X 6	8-3/4	3285100
10 X 8	8-3/4	3285100A
12 X 8	9-7/8	3285120
12 X 10	9-7/8	3285120A

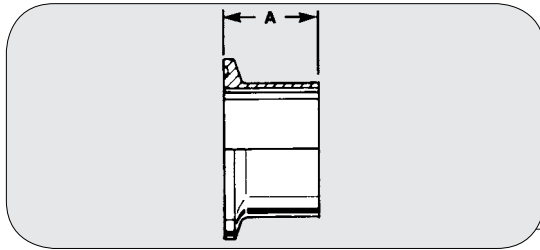


14WMP SHORT WELD FERRULE

SIZE	A	STOCK NO.
6	3/4	32260
8	7/8	32280
10	7/8	322100
12	1	322120

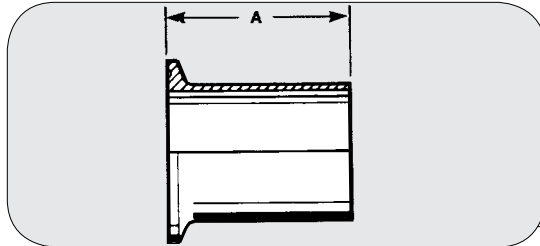


LARGE DIAMETER FITTINGS



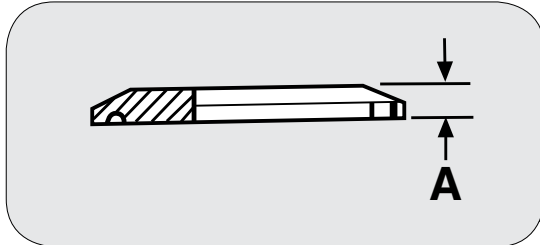
L14AM7 - BUTT WELDING FERRULE

SIZE	A	STOCK NO.
6	1-1/2	327560
8	1-1/2	327580
10	1-1/2	3275100
12	1-1/2	3275120



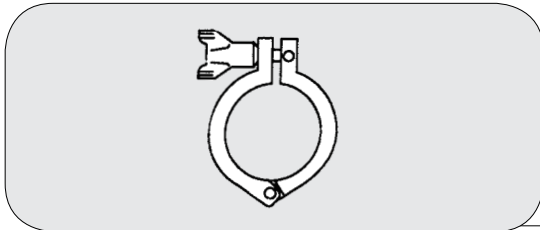
14WLMP - TANK WELDING SPUD-LIGHT

SIZE	A	STOCK NO.
6	6	327760
8	6	327780
10	6	3277100
12	6	3277120



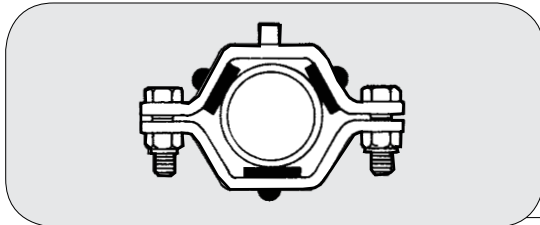
16AMP - SOLID END CAP

SIZE	A	STOCK NO.
6	1/2	329860
8	1/2	329880
10	1/2	3298100
12	1/2	3298120



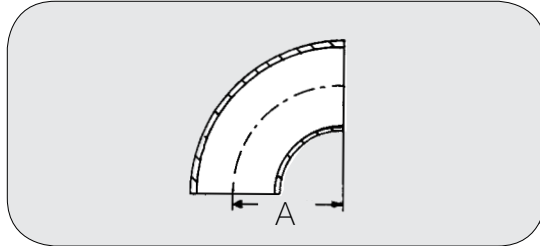
HEAVY DUTY CLAMP

SIZE	13LAH	13MHM	13MHP
6	3299960	N/A	329960HP
8	3299980	329980	N/A
10	N/A	3299100	N/A
12	N/A	3299120	N/A



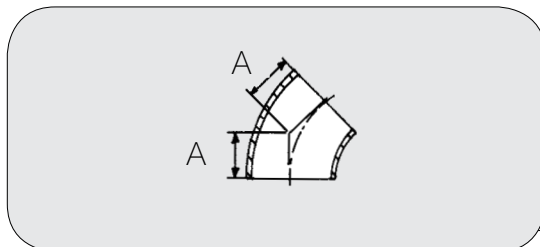
TUBING HANGER

SIZE	B24W	C24T	B24W W/ PP INSERT	C24T W/ PP INSERT
6	32D-60	32C-60	32D-60PP	32C-60PP
8	32D-80	32C-80	32D-80PP	32C-80PP
10	32D-100	32C-100	N/A	N/A
12	32D-120	32C-120	N/A	N/A



2WCL - 90° WELD ELL

SIZE	A	STOCK NO.
6	9	3530160
8	12	3530180
10	15	35301100
12	18	35301120

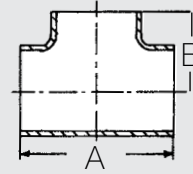


2WK - 45° WELD ELL

SIZE	A	STOCK NO.
6	3-3/4	3530360
8	5	3530380
10	6-1/4	35303100
12	7-1/2	35303120

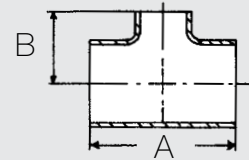
7W - WELD TEE

SIZE	A	B	STOCK NO.
6	10	5	3530660
8	14	7	3530680
10	17	8-1/2	35306100
12	20	10	35306120



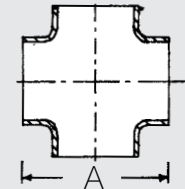
7WR - REDUCING WELD TEE

SIZE	A	B	STOCK NO.
6 X 3	10	5	3530560R30
6 X 4	10	5	3530560R40
8 X 3	14	7	3530580R30
8 X 4	14	7	3530580R40
8 X 6	14	7	3530580R60
10 X 3	17	8-1/2	35305100R30
10 X 4	17	8-1/2	35305100R40
10 X 6	17	8-1/2	35305100R60
10 X 8	17	8-1/2	35305100R80
12 X 3	20	10	35305120R30
12 X 4	20	10	35305120R40
12 X 6	20	10	35305120R60
12 X 8	20	10	35305120R80
12 X 10	20	10	35305120R100



9W - WELD CROSS

SIZE	A	STOCK NO.
6	10	3530460
8	14	3530480
10	17	35304100
12	20	35304120



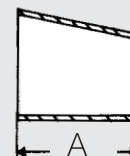
31W - CONCENTRIC WELD REDUCER

SIZE	A	STOCK NO.
6 X 3	6	3530860-30
6 X 4	4	3530860-40
8 X 3	6	3530880-30
8 X 4	6	3530880-40
8 X 6	6	3530880-60
10 X 6	7	35308100-60
10 X 8	7	35308100-80
12 X 8	8	35308120-80
12 X 10	8	35308120-100



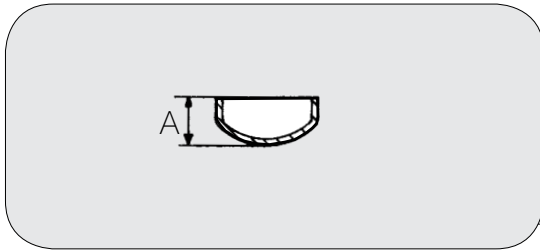
32W - ECCENTRIC WELD REDUCER

SIZE	A	STOCK NO.
6 X 3	6	3530960-30
6 X 4	4	3530960-40
8 X 3	6	3530980-30
8 X 4	6	3530980-40
8 X 6	6	3530980-60
10 X 6	7	35309100-60
10 X 8	7	35309100-80
12 X 8	8	35309120-80
12 X 10	8	35309120-100



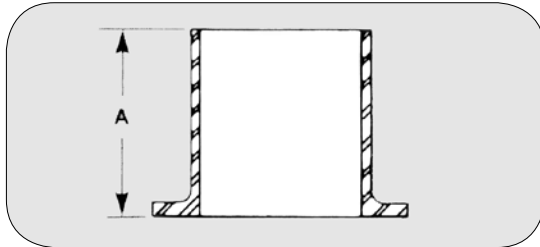
LARGE DIAMETER FITTINGS

16W - WELD CAP



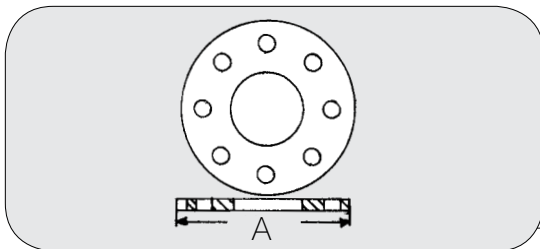
SIZE	A	STOCK
6	2	3531660S
8	2-1/2	3531680
10	3	35316100
12	-	-

14VB - STUB END



SIZE	A	STOCK
6	3	3530760LS
8	3	3530780LS
10	3-1/2	35307100LS
12	3	35307120LS

38SL - BACK-UP FLANGE



SIZE	A	STOCK
6	11	354-60
8	13	354-80
10	16	354-100
12	19	354-120

TOP LINE

PROCESS EQUIPMENT COMPANY

... the source for
all your product needs
in the process industries

Contact your Top Line Representative for Assistance

Office: P.O. Box 264 · Bradford, PA 16701

Plant: 21 Valley Hunt Drive · Lewis Run, PA 16738

800-458-6095

814-362-4626

Fax: 814-362-4453

PUMPS & STRAINERS- Centrifugal, Rotary Lobe, Filters and Strainers



VALVES - Manual, Actuated, Diaphragm



FITTINGS - Clamp, Sanitary Butt Weld, Bevel Seat, Tube OD Butt weld, Custom, Biopharm



TUBING, GAUGES, SIGHT GLASSES, BRAIDED HOSE



www.toplineonline.com